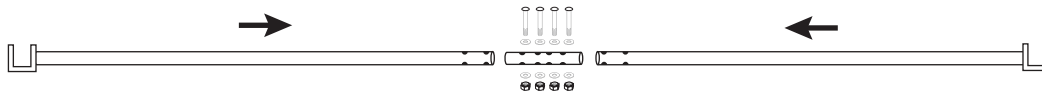




agora BACK-BOTTOM BAR for Euro-Pro Goal**agora Back-Bottom Bars**

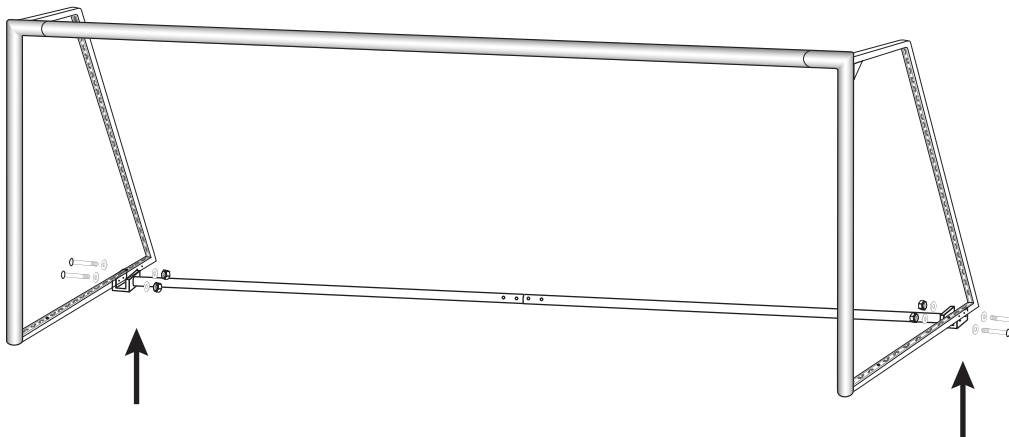
100% rust-proof aerospace-grade aluminum.
White powder coating.

ASSEMBLY:**1. CONNECT BACK-BOTTOM BAR (BBB)**

Insert Center Connector into one end of BBB.
Insert in order: Bolt, Washer, BBB, Center Piece, Washer, Nut.
Fasten nuts with wrench and allen wrench.
Insert other end of BBB and repeat.

**2. ATTACH BBB TO GOAL**

Line up holes and insert in order from outside to inside:
Bolt, Washer, Goal, Washer, Nut.
Repeat at other end.

**GENERAL WARNING - CAUTION**

WARNING This equipment must be anchored at all times. Moveable goals and equipment can tip over causing severe injury or death. Never climb on the cross bar or netting. This equipment should not be set up, installed or used by participants without proper training or supervision. This product has been manufactured in conformity with all applicable safety standards. The user is responsible for the use of this product and assumes all risk of injury.



agorasoccer.com